

OMIDYAR
NETWORK

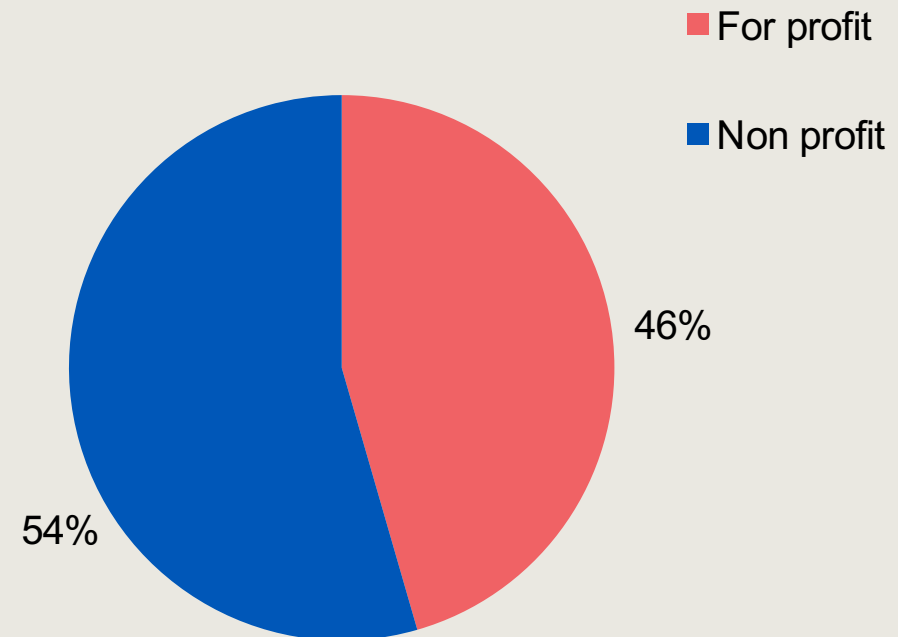
A WORLD OF POSITIVE RETURNS

ICT for governance


Andrew Clarke
Governance & Citizen
Engagement
12 November 2015

Omidyar Network

- Founded by Pierre & Pam Omidyar
- Five initiatives:
 - Consumer Internet & Mobile
 - Governance & Citizen Engagement
 - Education
 - Financial Inclusion
 - Property Rights
- Total committed since 2004: \$872m
- Impact Investing approach
- Current no of orgs in portfolio: 245 (includes for-profit investments, unrestricted & restricted grants)
- Orgs in Governance & Citizen Engagement portfolio: 86



Governance & Citizen Engagement Initiative

	Example investment	Objective/impact	Example investment	Objective/impact
Open Data	 OPEN KNOWLEDGE	Free use & reuse of knowledge for governance, research & learning	 open data charter	Adoption & implementation of open data principles
Fiscal Governance: - Budgets - Extractives - Contracting - Tax & Financial Flows		Participatory governance in Nigeria		Benefits of natural resources for the many, not the few
Civic Technology		Digital tools to enable citizens to exert power over public institutions		Active citizens & CSOs engaging with gov & open data through tech
Independent Media		Citizen journalists break stories on corruption		Mobile-first news platform in India, with impartial analysis

Centre for Budget & Governance Accountability (CBGA)



Helping organisations harness technology

Problem/opportunity identification

- Poor data on budget revenues and expenditures in India
- Big gaps at state and local level
- Little standardisation
- Little scrutiny

Development of skills and partnerships

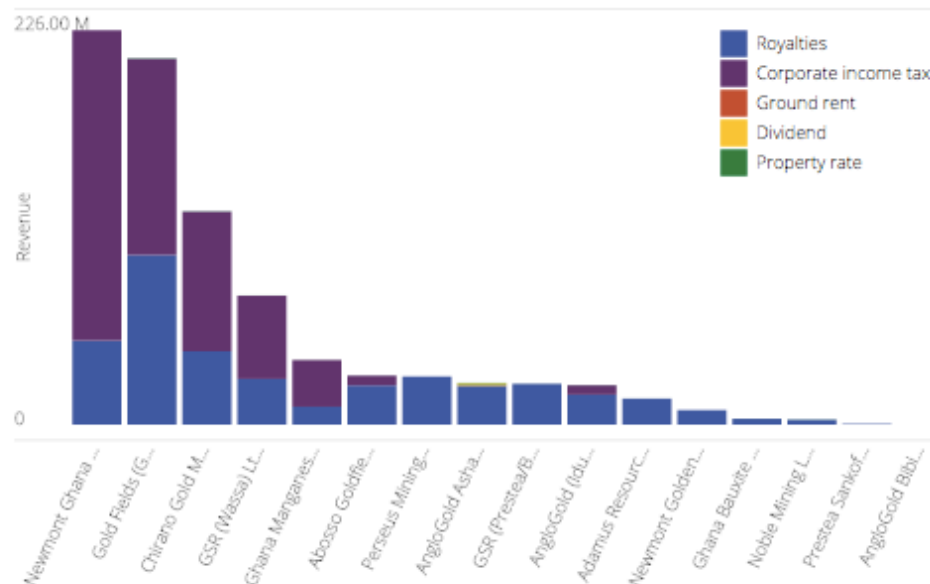
- Marrying in-house budget expertise with data and tech
- External partnerships
- Getting the balance right

Implementation & learning

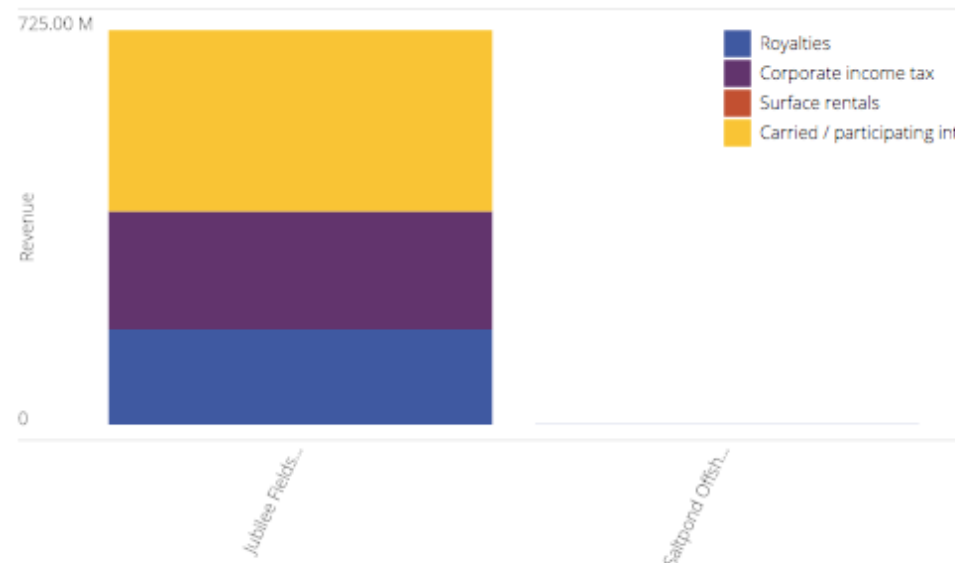
- Iterative process
- Data cleaning
- Standardisation
- Learning from other initiatives
- Political engagement

Potential ON support – financial, intellectual, network and human capital

Mining: revenue streams by company (2013)



Oil and gas: revenue streams by project (2013)



Mining: companies (2013)

Company / project name	Revenue (GHS)	Commodities
Newmont Ghana Gold Ltd	226,405,055.26	Gold
Gold Fields (Gh) Ltd	210,366,309.74	Gold
Chirano Gold Mines Ltd	122,492,800.19	Gold
GSR (Wassa) Ltd	74,088,072.80	Gold
Ghana Manganese Co. Ltd	37,134,557.00	Manganese

Oil and gas: projects (2013)

Company / project name	Revenue (GHS)	Commodities
Jubilee Fields Partners	724,636,739.21	Oil and Gas
Saltpond Offshore Fields	403,831.00	Oil and Gas



A WORLD OF POSITIVE RETURNS